



Poverty and Homelessness Board

All Member

Thursday, June 15, 2017

12:00 p.m. – 1:30 p.m.

Lane County Youth Services Serbu Campus, Carmichael Conference Room
2727 Martin Luther King Jr. Blvd. Eugene, OR

AGENDA

Time	Topic
11:45 a.m.	Arrival and Lunch
12:00 p.m.	Welcome and Introductions <input type="checkbox"/> Self-introduce with your name and organizational affiliation
12:05	Public Comment Individuals who plan to offer comment must sign in with name and contact information prior to beginning of the meeting.
12:15	Follow-Up from Previous All Member Meeting Approve Minutes of April 18, 2017 All Member meeting
12:20	<u>Committee Reports</u> <ul style="list-style-type: none">▪ Executive Committee/ Pat Walsh Accomplishments to date related to the Strategic Plan.▪ Shelter & Supportive Housing Development Committee/ Pat Farr▪ Membership Committee: Recommendation for Voting Member Health Vacancy/ Shawn Murphy Discussion approval
12:35	Focus Topic: Accessory Dwelling Unit/ Sandy Belson, City of Springfield. <i>Presentation/ Discussion</i>
12:55	Focus Topic: Point In Time Count (PIT)/ Andrea Russell, Pearl Wolfe <i>Information/ Discussion</i>
1:20	Announcements House Bill 2402 to give free copies of birth certificates to the homeless/ Kris McAlister
1:25	Wrap up Summarize board decisions, assignments, and next steps
1:30	Planning the <i>next month's</i> Agenda What new business should the <u>PHB Executive Committee consider at its meeting on July 20 meeting?</u> <u>Suggestions:</u>
1:35 p.m.	Adjourn

The Poverty and Homeless Board (PHB) is an action oriented group of elected officials, community stakeholders, and individuals who represent low-income and homeless people's concerns. The purpose of the PHB is to create innovative partnerships and programs that use best practices to reduce poverty and homelessness in Lane County. The PHB will work to generate resources, community and legislative support for housing and services to achieve its goals.



2017 Annual Homeless Point in Time Count

HIGHLIGHTS

1,529 people were counted during Lane County's 2017 Annual Point in Time Count

This number includes homeless community members who were counted in a myriad of locations including the streets, under bridges, in parks, at food pantries, day access centers, schools, churches, emergency shelters, and transitional housing programs for homeless persons on January 25, 2017. 146 staff and volunteers from 32 organizations assisted.

Of the **1,529** people counted:

- **442** individuals were staying in Emergency Shelter
- **84** individuals were living in Transitional Housing (up to 24 months) designated for people who are homeless
- **1,003** men, women, and children were without shelter

Total 1,529 individuals

Highlights of the count:

- **269** family members in homeless households with children; **153 sheltered**; **116** unsheltered
- **164** homeless veterans: **44 sheltered**; **120** unsheltered:
- **640** chronically homeless people: **143 sheltered**; **497** unsheltered
- **435** people have a mental illness
- **254** people have chronic alcohol/substance abuse issues
- **9** unaccompanied homeless youth (under 18)

Other Factors

- **12,998** individuals who were homeless sought social services through Lane County Human Services Division funded programs during Calendar Year (CY) 2016.
- **1,616** unduplicated individuals were served at the St. Vincent de Paul Egan Warming Center during 24 nights of the winter season at **14** faith-based sites, the Lane Events Center's Wheeler Pavilion, and Lane Community College during the 2016-17 winter season.
- **2,388** homeless and precariously housed students attended public school in Lane County during the 2015-16 school year (Oregon Dept. of Education).
- **253** homeless youth were served at the Looking Glass New Roads Access Center, (ages 16-21) during CY 2016.
- **199** youth stayed at Station 7 (under age 18): **131** runaway and **68** homeless youth during CY 2016.
- **2,470** people stayed at the Eugene Mission during CY 2016.

Unique to This Year's Count

- **5%** increase of overall count between the 2016 and 2017 Counts (a 32% decrease from 2011 to 2017).
- **741** formerly homeless people live in permanent housing designated for homeless people on the night of the count.

Cost of Homelessness (updated October 2016, Lane County Human Services Division)

Homelessness affects all Lane County residents because people without shelter may require costly support services:

- \$237-\$1,900 cost of a visit to the Sacred Heart Hospital Emergency Room –Riverbend and University District
- \$2,613-\$3,045 daily cost of care at Sacred Heart's In-Patient Behavioral Health Unit, acute psychiatric care
- \$800-\$1,500 cost of visit to McKenzie-Willamette Hospital Emergency Room
- \$650 daily cost of in-patient detoxification services at Willamette Family Treatment's Buckley Center
- \$171 daily cost per inmate at the Lane County Jail
- \$87 daily cost per inmate at the Springfield Jail

Lane County, OR | Point in Time Count (PIT) also known as the One Night Homeless Count (ONHC)

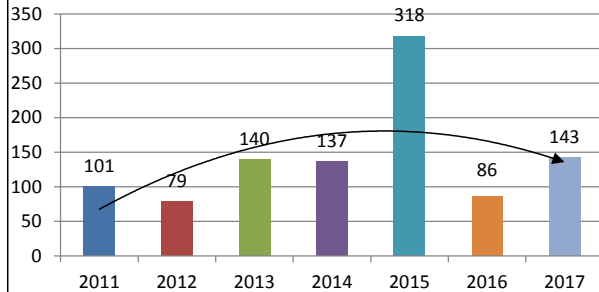
Comparing the Last Wednesday of January for Each Year. ALL CHARTS are counting Individuals.

Chronically Homeless

Chronic Homelessness definition: Adult or Unaccompanied Youth, long term disabling condition that has made it difficult to find or keep employment or housing, currently homeless, homeless for the past 12+ months or homeless in four or more episodes during the past 3 years with homelessness occurring 12+ months in past 3 years.

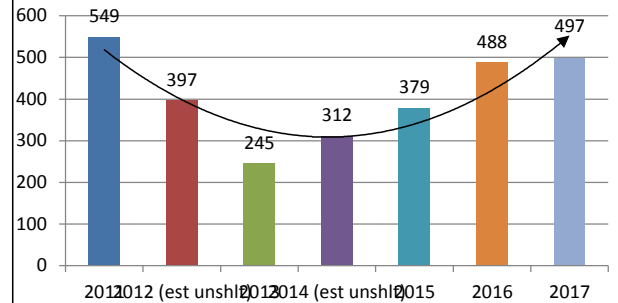
Sheltered Count

Sheltered Count CHRONICALLY HOMELESS (Emergency Shelter)

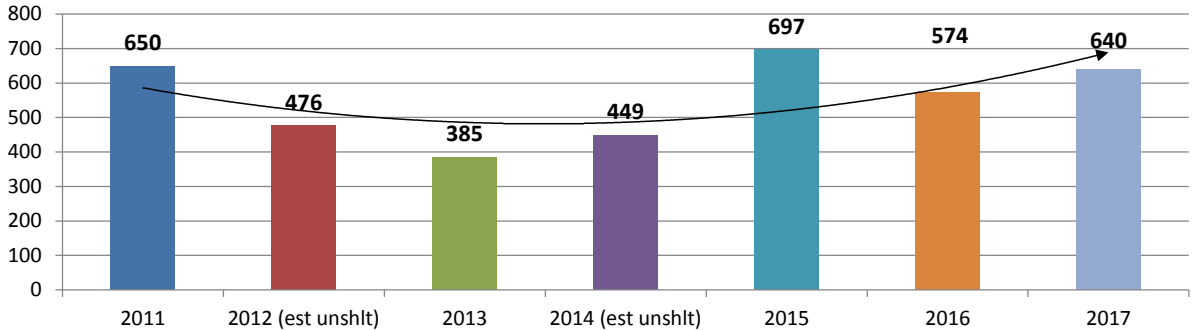


Unsheltered Count

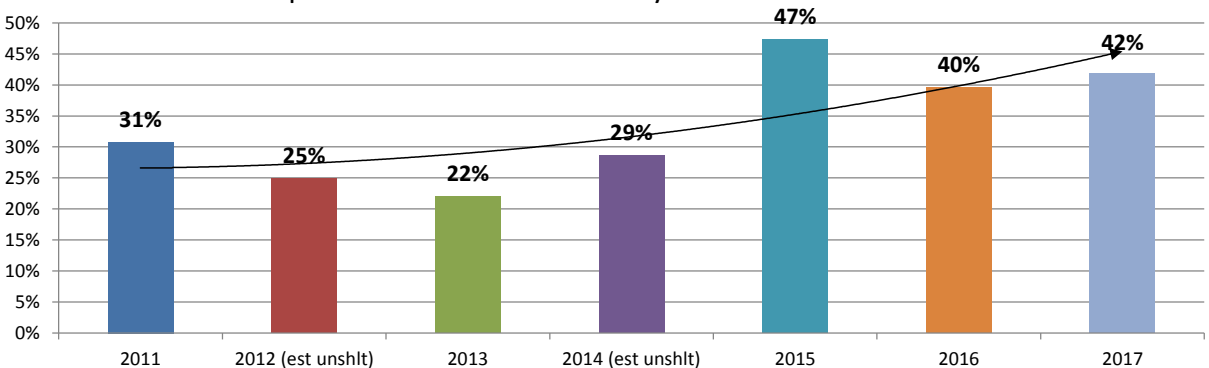
Unsheltered Count CHRONICALLY HOMELESS



Total One Night Homeless Count CHRONICALLY HOMELESS (Sheltered and Unsheltered)



Percent of Homeless Population who are Chronically Homeless

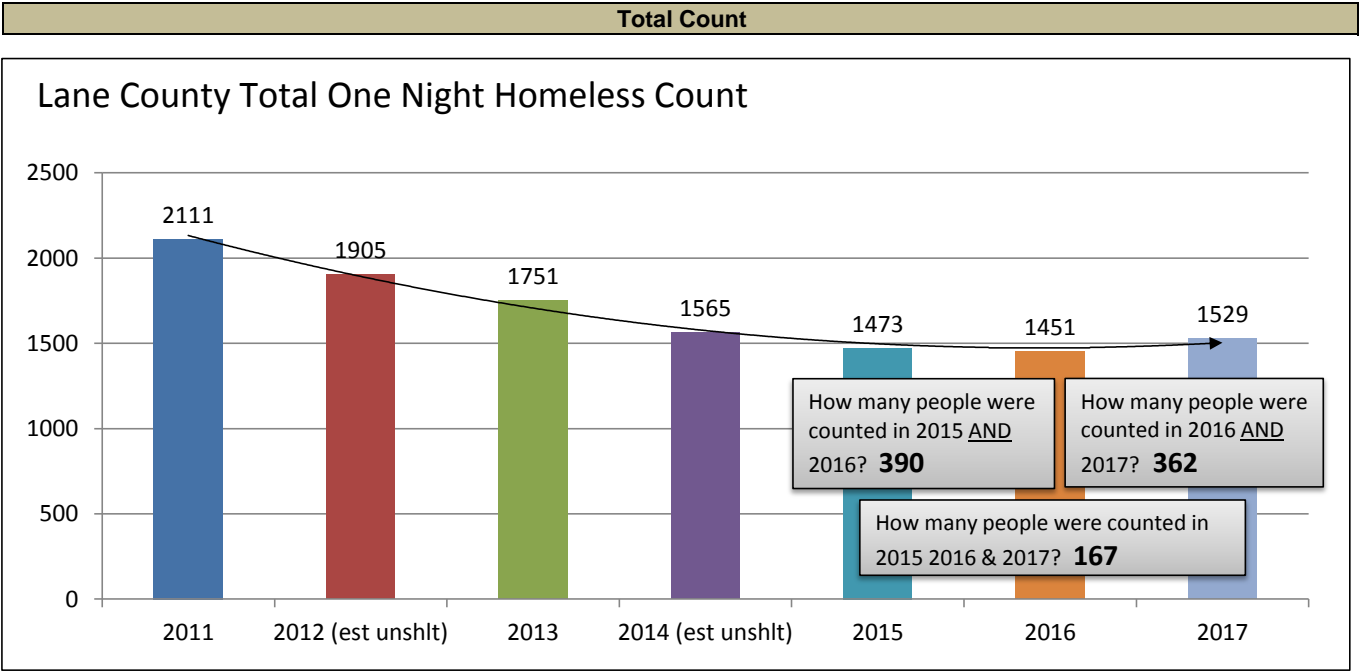
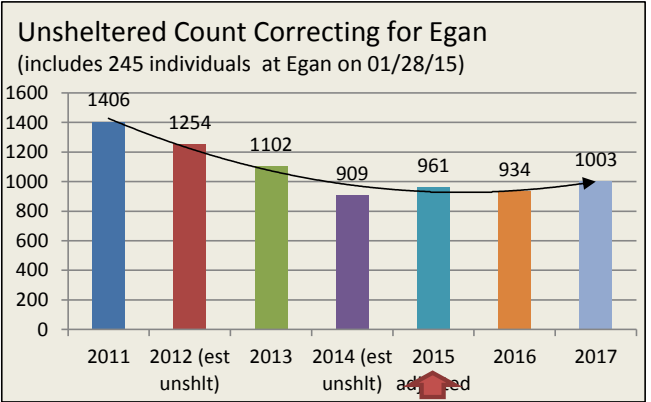
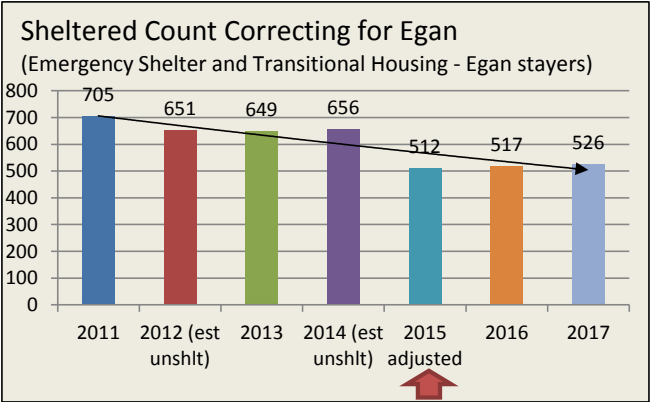
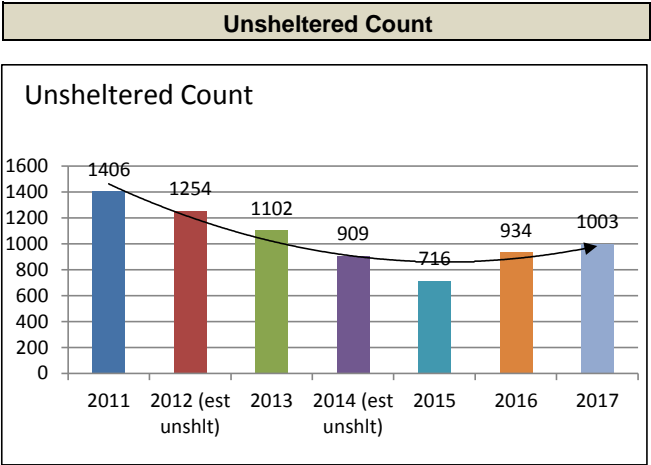
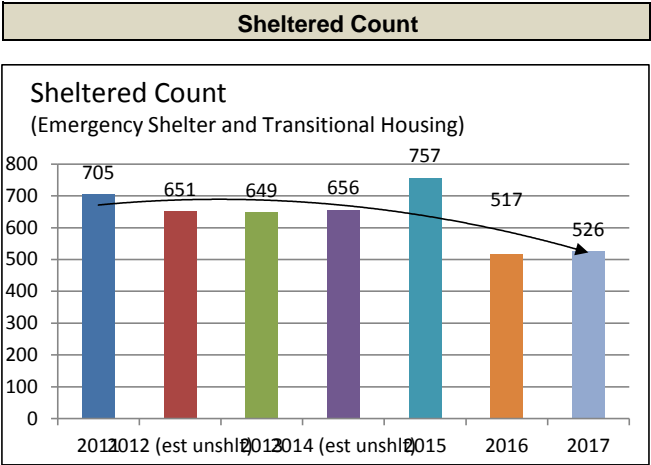


NOTES:

An Unsheltered Count was not conducted in 2012 or 2014. The estimate count is the average of the unsheltered count in the prior and following year. Indicated as: (est unshlt)

Total Count

NOT OFFICIAL- But it's interesting. Egan Warming Center was open on 01/28/2015 to assist with the homeless count. 245 people were sheltered at Egan for 1 night who would have otherwise been unsheltered.



NOTES:

An Unsheltered Count was not conducted in 2012 or 2014. The estimate count is the average of the unsheltered count in the prior and following year. Indicated as: (est unshlt)